



DUCATI

Owners Club of Queensland



Impromptu Rides under the SIVS scheme.

A significant change to the SIVS usage conditions made by Qld Transport & Main Roads (TMR) in 2019 allows club members to arrange "impromptu" rides/runs, meaning that individual members can utilise their historic machines in a less restricted manner provided they comply with certain conditions.

If you have a bike registered under the SIVS regulations and wish to utilise the Impromptu Ride arrangements, **please read this document carefully**.

The only valid and endorsed method of arranging Impromptu Rides within the *Ducati Owners Club of Queensland* that complies with TMR regulations is by posting your Impromptu Ride on the DOCQ smartphone app as a "Chat" within the ***Impromptu Historic (SIVS) Rides*** channel. Details about downloading the app and posting your ride are below.

The message **MUST** include specific details outlined in the instructions below.

There is no restriction on the length of the ride, it can encompass more than one day and can be interstate, as long as all the details are noted in the message.

Note that the post constitutes an invitation to other club members to also participate in your ride. If others participate in your ride they do not need to post a separate Impromptu Ride, ie your ride covers them as well, so if a group is going out for a ride only one of the group needs to post the ride.

Note also that there is an expectation that usage under these conditions is reasonable, eg posting regular rides to commute to work is NOT acceptable, and DOCQ will monitor usage and reserves the right to warn, and ultimately exclude an individual member's usage of the scheme if it is abused.

It is not necessary to post impromptu rides to comply with the other conditions allowable under the SIVS scheme, ie attending official club rides, test rides within 30k etc do not need to be posted.

Be prepared to show your post to police or TMR officers if requested during the ride, including in the event of an accident or an infringement (including later, for example, if a speed camera notice arrives after the ride). Failure to have posted your ride on the channel may void your registration and CTP with obvious legal implications. It is not possible to "backdate" a ride on the app, so don't even think about that if you find yourself in need!

For **general queries** about the SIVS scheme, contact the club Historic Register Dating Officers (check the Extended Committee page on the DOCQ website for contact details).

For **technical queries** about the app and channels etc, contact docqwebmaster@gmail.com.

IMPROMPTU (SIVS) RIDE INSTRUCTIONS


USING THE DOCQ MOBILE APP

1. Download and install the DOCQ app on your phone or tablet (if you already have it jump to the next step).
 - For **Android** users go to the Google Play Store (search “Ducati Owners Queensland”), it should come up at the top of the list but scroll down and you should find it.
 - For **Apple** users go to the App Store (search on "Ducati Owners" - DON'T enter "Queensland" or "DOCQ", the App Store is fussier about search terms. You may have to scroll down to find our app.

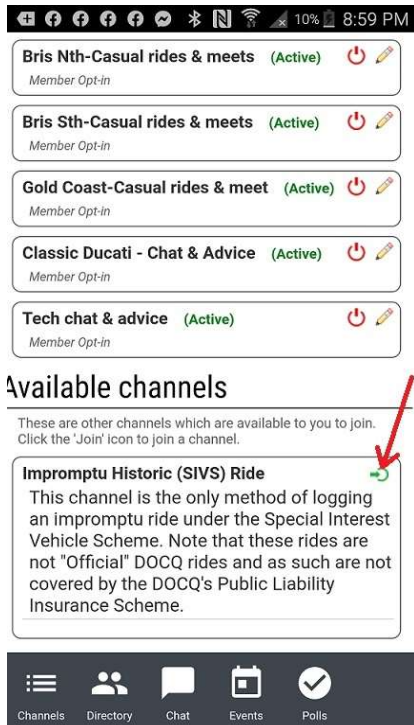
In both Play Store and App Store look for this icon:



2. Open the app and log in using your website User Name & Password, you'll probably want to tick "remember login on this device" to expedite future logins..

3. Click on Member Profile (top right)  and scroll down to the "Mobile App" section towards the bottom and open the “Channel Membership” page

4. Scroll down to find the **Impromptu Historic (SIVS) Rides** channel under "Available Channels", and click on the green icon to join that channel, like this:



5. Once you've joined the channel you can post impromptu rides (though it may take overnight to appear in your channel list)


POSTING AN IMPROMPTU RIDE

Once you've joined the channel, log into the app again.

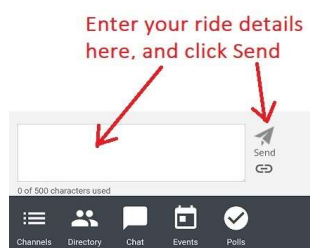
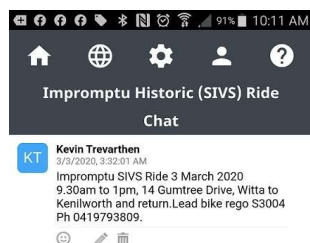
1. Click on the Channels icon on the bottom left



2. Click on "Impromptu Historic (SIVS) Rides", and you should get a message saying that you've joined that channel, meaning you'll be operating within that channel on the app until you log out. If you've just completed the "join up" action above it might not appear immediately.

3. Click on the Chat icon  to open the message field, it should look like the pic below. Ensure that it's showing "**Impromptu Historic (SIVS) Rides**" at the top, and not one of the other channels. Enter your ride details with all the required information (previous messages will show what it should look like). The details **MUST** include

- Date/s
- Approximate Departure and Finish Time
- Departure Location (can be a home address, or a nearby location, eg servo, coffee shop)
- Destination
- Rego number of your bike
- Your contact phone number



4. Once you've clicked Send you are good to go. If requested by an official open the Chat function in the app to show your post. Your post will stay there for your records, while it is possible to delete the message please **DO NOT DELETE IT - YOU** may need it in the future, and it is the club's record of rides.

If you have problems contact [DOCQ Webmaster](#).